



DATIM

Architectural Doorsets & Ironmongery

The ultimate solution for every multi-room project, making life easier in challenging environments.

Our **SelectaKIT** are tried & tested to ensure every detail is carefully considered and contain everything required to install linings and doors quickly and accurately. They are designed specifically for the multi-room build sector and are fully machined with fitted components ready for site installation.

SelectaKIT provides you with a cost-effective install solution, assisting with offloading and handling in small environments.



SelectaKIT

Why Choose SelectaKIT

A convenient, time saving solution designed to meet customer demand for effective high-quality products.



INSTALLED WITH SPEED

INSTALLED WITHIN 20 MINUTES

- The full **SelectaKIT** perfectly manufactured and equipped, saving your on-site joinery requirements.



BRITISH IN-HOUSE MANUFACTURING

FOR EVERY DOORSET IN YOUR PROJECT

- Every doorset project is scheduled to your specification.
- Unrivalled precision and finish.



VESTING & STORAGE PROVISION

FOR COMPLETED GOODS NOT YET REQUIRED ON SITE

- Secure storage facilities to enable safe vesting of doorsets once produced.
- Ensuring you flexibility to control inbound deliveries, should unexpected delays occur.
- Goods clearly identified as customer owned.
- Goods available for audit by appointment.




PROJECT DELIVERY EXCELLENCE

WITH YOUR DEDICATED PROJECT MANAGER & PROJECT COORDINATOR

- Early engagement with the customer
- Technical support provided throughout your project
- Mock & Sample rooms tailored to your project.
- Package interface meetings inc. dry-lining & carpentry
- Initial site visit to oversee delivery & installation.

MAXIMISING SPACE & EFFICIENCY





How to order SelectaKIT



STEP 1

SELECT FRAME WIDTH
30mm thick MDF, Primed
or Pre-finished.

Select frame width between
75-200mm.



STEP 2

SELECT DOOR SIZE
44mm solid core

H2040 x W426-926mm

H1981 x W457-914mm

Choose your design (see page 5).

Choose your finish (see page 6).



STEP 3

SELECT ARCHITRAVE
MDF, Primed or Pre-finished.

Select size:

57 x 18mm

69 x 18mm



STEP 4

SELECT YOUR IRONMONGERY

See page 7

How to install SelectaKIT



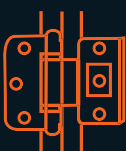
STEP 1

Call off doors by contacting your project manager here at DATIM.



STEP 2

Install the door linings



STEP 3

Snap the doors onto the hinges and adjust for a perfect fit with the stops and architraves.



STEP 4

Install your chosen ironmongery on to the doors.



THE COMPLETE

SelectaKIT

STANDARD SIZES AVAILABLE

		Imperial (mm)	Metric (mm)
Height	»	1981	2040
		381	762
Width	»	457	813
		533	838
		610	864
		686	915
		711	-

Bespoke sizes available on request.



DOOR FRAME



DOOR STOPS



DOOR ARCHITRAVE

Choose your Design



FLUSH



GROOVED



Other finishes available on request



Left opening



Right opening

Choose your finish



LAMINATE



Slovenian Ash

Grey Oak

Rustic Oak


Liberal Grey

Natural Grey



VENEER

Oak




Cedar




Steamed beech



Cherrywood



Straight line oak




Wenge



Sapele



Walnut



PRIMED



White: Pre-laquered,
Comfort Lacquer and
Premium Lacquer

Choose your ironmongery

REGAL 19mm Lever on Rose Handle Set



2100.19 - Satin Stainless Steel (SSS)

REGAL 19mm Mitred Lever on Rose Handle Set



D261 - Satin Stainless Steel (SSS)

REGAL 19mm Straight T-Bar Lever on Rose Handle Set




D280 - Satin Stainless Steel (SSS)

Designer Straight Lever on Rose Handle Set



D257 - Satin Stainless Steel (SSS)

REGAL 51x9mm Thumb turn, Indicator & Release



2129.51 - Satin Stainless Steel (SSS)

REGAL 51x9mm Thumbturn, Indicator & Release



2130.51 - Satin Stainless Steel (SSS)

REGAL 76mm Skirting Mount Door Stop on Rose



2113.76 - Satin Stainless Steel (SSS)

40mm Oval Floor Door Stop



2314.40 - Satin Nickel Steel (SNP)

76mm Contract Mortice Bathroom Radius Sashlock



1507R.76 - Satin Stainless Steel (SSS)

76mm HD Radius Tubular Mortice Latch



1502HDR.76 - Satin Stainless Steel (SSS)

78mm Contract Modular Bathroom Sashlock (Radius)



1853DTR.78 - Satin Stainless Steel (SSS)

You might also be interested in...

- SpeedFIX range
- ESTILO range
- FIRMUS range
- INCLUSA range
- CENTRO range
- ACCESSIO range
- REGAL range
- COMBI range

Speak with our team for further product information



Architectural Doorsets & Ironmongery

01246 572277 | sales@datim.co.uk

DATIM Limited Foxwood Industrial Park,
Foxwood Road, Chesterfield, S41 9RN

datim.co.uk